



Theming for Sitebuilders: Getting started the Drupal way

Drupalcon Portland

May 22nd, 2013

Your presenter today



David Needham
Founder & Drupal Developer



Theming?

Theming?

Make it Pretty!

Theming?

Responsibilities

- Accessibility
- SEO
- UI/UX
- Security

Theming?

Responsibilities

- Accessibility
- SEO
- UI/UX
- Security

Coding

- PHP
- CSS
- HTML
- jQuery

Theming? FOR SITEBUILDERS??

Responsibilities

- Accessibility
- SEO
- UI/UX
- Security

Coding

- PHP
- CSS
- HTML
- jQuery

Theming? FOR SITEBUILDERS??

Responsibilities

- Accessibility
- SEO
- UI/UX
- Security

~~Coding~~

- ~~○ PHP~~
- ~~○ CSS~~
- ~~○ HTML~~
- ~~○ jQuery~~

○ **MODULES**

○ **UI-DRIVEN**

○ **NO CUSTOM CODE**

○ **HOLISTIC**

Responsibilities

1. Accessibility
2. SEO
3. UI/UX
4. Security

1. Accessibility

- Alt attributes on images
- HTML Purifier <https://drupal.org/project/htmlpurifier>
- Are you an accessibility guru?
 - Search the queue, report issues, tag '**accessibility**'

2. Search Engine Optimization

- Good content
- Page titles
- Good URLs
- Are you an SEO guru?
 - Search the queue, report issues, tag **'SEO'**

3. User experience

- Planning, planning, planning
 - Content architecture
 - Development plans
 - Personas
- Good use of field modules
- Does something not feel right?
 - Search the queue, report issues, tag **'UI/UX'**

4. Security

- Text formats
- No PHP in the UI... seriously.
- Report all issues

4. Security

every site, or wanting to quickly add in some panels content types on a new site without having to manually go and create a module all over again?

This module helps with your efficiency and sanity by looking for and adding plugins from [drupal root]/sites/all/plugins. From there, it will follow the \$plugin_type variable and look for the name of each plugin within that folder. For example:

- [drupal root]/sites/all/plugins/content_types
- [drupal root]/sites/all/plugins/layouts

If it finds a plugin there, it will make Drupal aware of it as if you had just manually added it yourself.

Downloads

Recommended releases

Version	Downloads	Date	Links
7.x-1.0-alpha1	tar.gz (7.73 KB) zip (8.39 KB)	2013-Feb-02	Notes

Recent releases

7.x-1.0-alpha1	tar.gz (7.73 KB) zip (8.39 KB)	Notes
----------------	----------------------------------	-------

Project Information

Maintenance status: [Actively maintained](#)

Development status: [Under active development](#)

Module categories: [Administration](#), [Content](#), [Content Display](#), [Developer](#),

[File Management](#), [Theme Enhancements](#), [Utility](#)

Reported installs: [5 sites](#) currently report using this module. [View usage statistics.](#)

Downloads: 128

Last modified: February 2, 2013

[View all releases](#) 
[Add new release](#)
[Administer releases](#)

Report a security issue



[View commits](#)

Issues for Add Plugins

To avoid duplicates, please search before submitting a new issue.

[Advanced search](#)

All issues

1 open, 1 total

Bug reports

0 open, 0 total

[Subscribe via e-mail](#)

[Issue statistics](#)

Statistics (2 years)

New issues 

Participants 

Resources

[View project translations](#)

Development

[View pending patches](#)

[Repository viewer](#)

[View commits](#)

[Report a security issue](#)

[View change records](#)

Display Suite for the front end...

BEFORE

My Sample Event

Submitted by root on Fri, 05/17/2013 - 17:24



His voice and face were eager. The men behind him stared curiously. The artilleryman jumped down the bank into the road and saluted.

"Gun destroyed last night, sir. Have been hiding. Trying to rejoin battery, sir. You'll come in sight of the Martians, I expect, about half a mile along this road."

Date:

Saturday, May 18, 2013 - 17:00 to 18:15

Church:

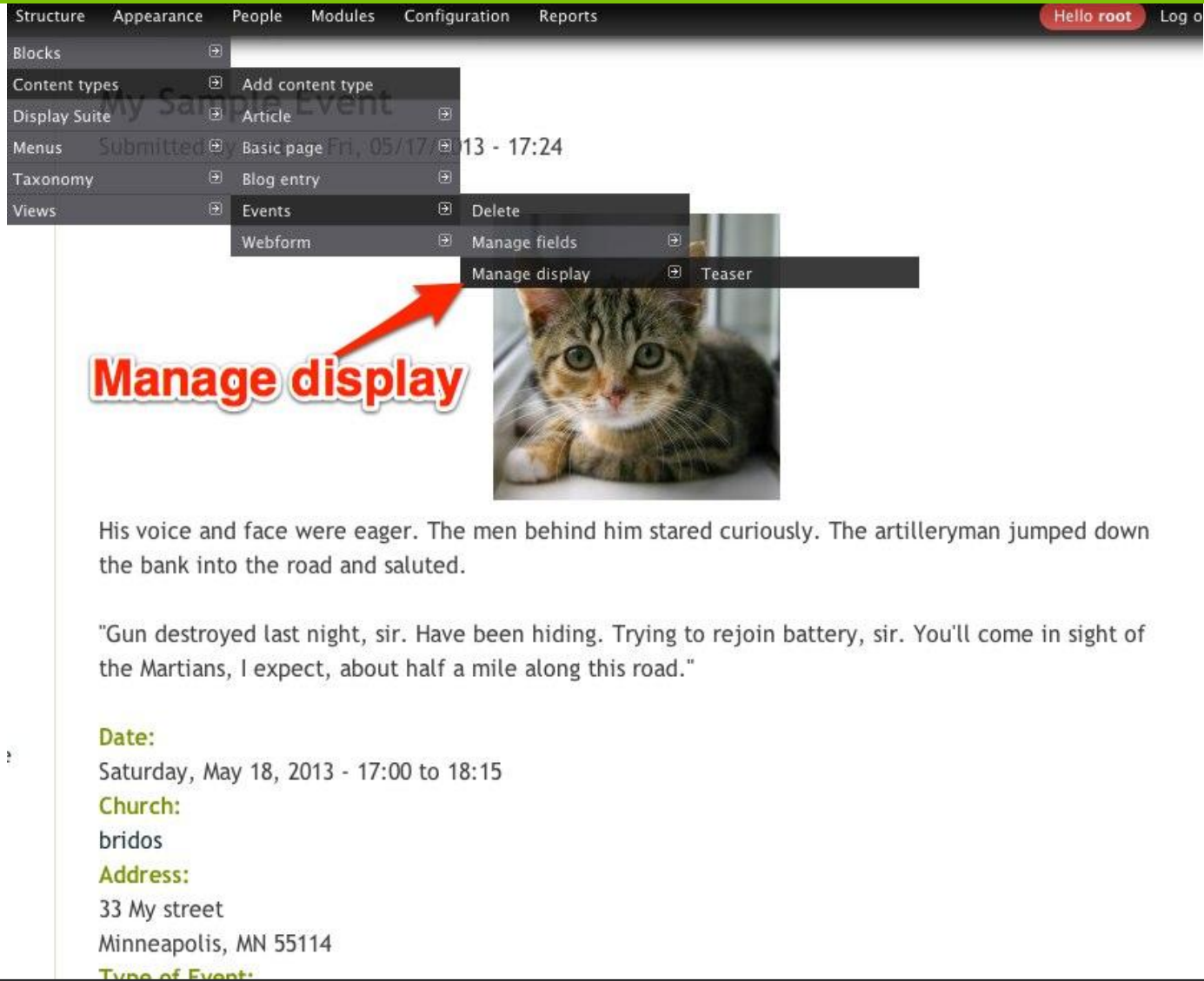
bridos

Address:

33 My street

Minneapolis, MN 55114

Display Suite for the front end...



The screenshot shows the Drupal administration interface. At the top, there is a navigation bar with tabs for Structure, Appearance, People, Modules, Configuration, and Reports. A user profile "Hello root" and a "Log out" link are visible in the top right. Below the navigation bar, a sidebar menu is open, showing options like Blocks, Content types, Display Suite, Menus, Taxonomy, and Views. The "Display Suite" menu item is selected, and a sub-menu is displayed with options: Add content type, Article, Basic page, Blog entry, Events, Webform, Manage fields, Manage display, and Teaser. A red arrow points to the "Manage display" option. The main content area shows a sample event titled "My Sample Event" with a submission date of "Submitted: Fri, 05/17/2013 - 17:24". Below the title is a photo of a kitten. The text of the event reads: "His voice and face were eager. The men behind him stared curiously. The artilleryman jumped down the bank into the road and saluted." followed by a quote: "Gun destroyed last night, sir. Have been hiding. Trying to rejoin battery, sir. You'll come in sight of the Martians, I expect, about half a mile along this road." Below the text are fields for Date (Saturday, May 18, 2013 - 17:00 to 18:15), Church (bridos), Address (33 My street, Minneapolis, MN 55114), and Type of Event.

Manage display



Display Suite for the front end...

SELECT LAYOUT

FIELD	LABEL	FORMAT	
+	Event Image	<Hidden>	Image Original image
+	Body	<Hidden>	Default
+	Date	Above	Date and time Display dates using the Long (Tue, 06/18/2013 - 16:52) format Display both Start and End dates Show all value(s) starting with earliest, ending with latest
+	Church	Above	Link
+	Address	Above	Default Use widget configuration
+	Type of Event	Above	Link
+	Evangelist	Above	Link
+	Topic	Above	Link
Hidden <i>No field is hidden.</i>			

Layout for events in default

Custom display settings

Save

Select a layout

- ✓ - None -
- One column
- Two column
- Fluid two column
- Two column stacked
- Fluid two column stacked
- Three column - 25/50/25
- Three column - equal width

Display Suite for the front end...

ARRANGE FIELDS

Show row weights

FIELD	REGION	LABEL	FORMAT	
Left				
+ Title	Left	<Hidden>	Default	Wrapper: h2
+ Event Image	Left	<Hidden>	Image	Image style: medium Linked to content
+ Body	Left	<Hidden>	Default	
Right				
+ Date	Right	Above	Date and time	Display dates using the Long (Tue, 06/18/2013 - 16:59) format Display both Start and End dates Show all value(s) starting with earliest, ending with latest
+ Church	Right	Above	Link	#
+ Address	Right	Above	Default	Use widget configuration
+ Type of Event	Right	Above	Link	#
+ Evangelist	Right	Above	Link	#
+ Topic	Right	Above	Link	#

Display Suite for the front end...

AFTER

My sample event



His voice and face were eager. The men behind him stared curiously. The artilleryman jumped down the bank into the road and saluted.

"Gun destroyed last night, sir. Have been hiding. Trying to rejoin battery, sir. You'll come in sight of the Martians, I expect, about half a mile along this road."

Date:

Saturday, May 18, 2013 - 17:00 to 18:15

Church:

bridos

Address:

33 My street
Minneapolis, MN 55114

Type of Event:

Networking

Evangelist:

Peter

Topic:

chiu cilathes vathathuju

Display Suite for the front end...

BEFORE

My Sample Event

Submitted by root on Fri, 05/17/2013 - 17:24



His voice and face were eager. The men behind him stared curiously. The artilleryman jumped down the bank into the road and saluted.

"Gun destroyed last night, sir. Have been hiding. Trying to rejoin battery, sir. You'll come in sight of the Martians, I expect, about half a mile along this road."

Date:

Saturday, May 18, 2013 - 17:00 to 18:15

Church:

bridos

Address:

33 My street

Minneapolis, MN 55114

Display Suite for the front end...

AFTER

My sample event



His voice and face were eager. The men behind him stared curiously. The artilleryman jumped down the bank into the road and saluted.

"Gun destroyed last night, sir. Have been hiding. Trying to rejoin battery, sir. You'll come in sight of the Martians, I expect, about half a mile along this road."

Date:

Saturday, May 18, 2013 - 17:00 to 18:15

Church:

bridos

Address:

33 My street
Minneapolis, MN 55114

Type of Event:

Networking

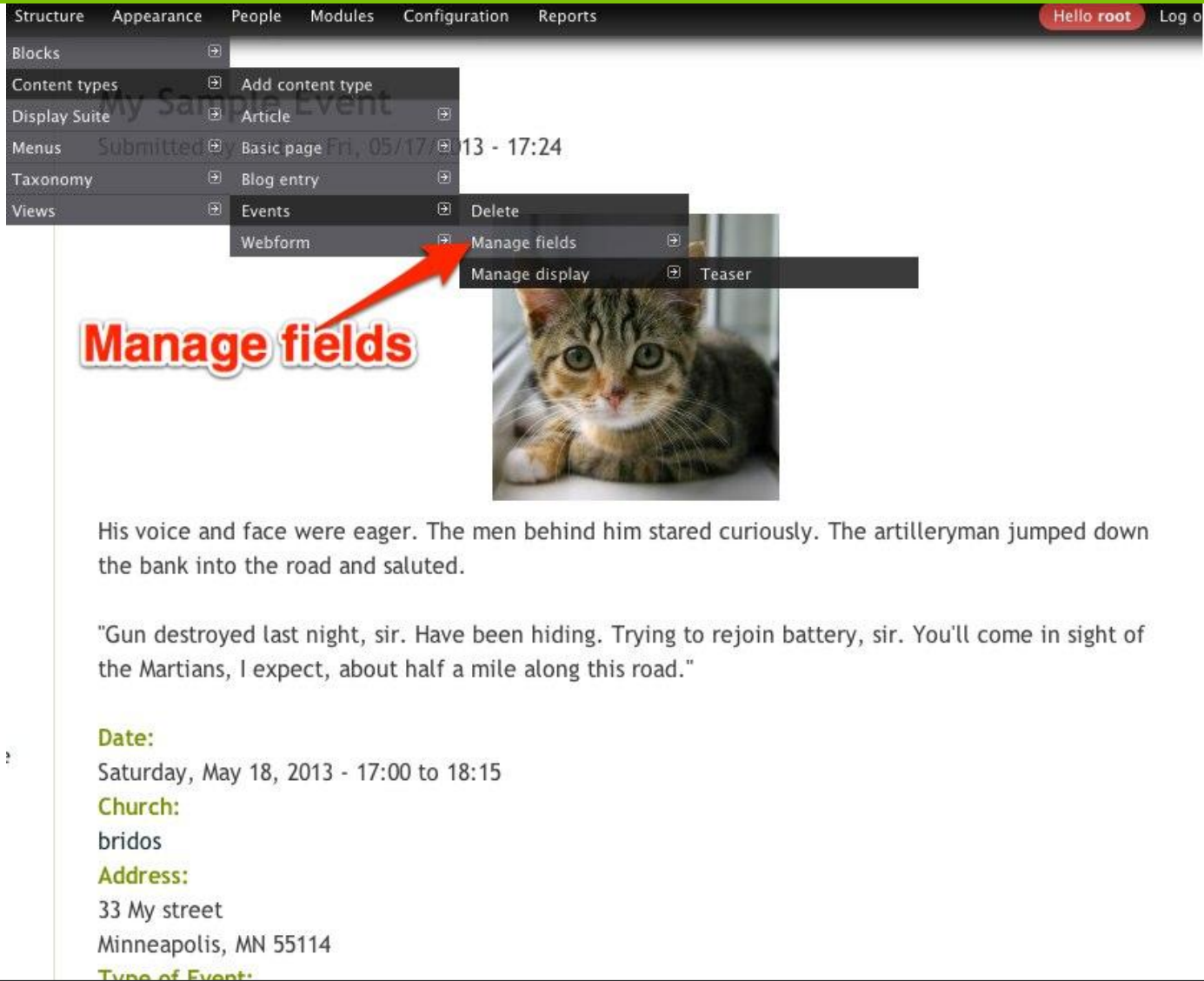
Evangelist:

Peter

Topic:

chiu cilathes vathathuju

Display Suite for the ~~front~~^{BACK} end...



The screenshot shows the Drupal administration interface. At the top, there are navigation tabs: Structure, Appearance, People, Modules, Configuration, and Reports. On the right, there is a user profile 'Hello root' and a 'Log out' link. A sidebar menu on the left contains the following items: Blocks, Content types, Display Suite, Menus, Taxonomy, and Views. The 'Display Suite' menu is expanded, showing a sub-menu with the following options: Add content type, Article, Basic page, Blog entry, Events, Delete, Webform, Manage fields, Manage display, and Teaser. A red arrow points from the text 'Manage fields' to the 'Manage fields' option in the sub-menu. Below the menu, the main content area displays a 'My Sample Event' card. The card features a photo of a ginger tabby kitten. Below the photo, the text reads: 'His voice and face were eager. The men behind him stared curiously. The artilleryman jumped down the bank into the road and saluted.' Below this text is a quote: '"Gun destroyed last night, sir. Have been hiding. Trying to rejoin battery, sir. You'll come in sight of the Martians, I expect, about half a mile along this road."' At the bottom of the card, there are several fields: 'Date:' with the value 'Saturday, May 18, 2013 - 17:00 to 18:15', 'Church:' with the value 'bridos', 'Address:' with the value '33 My street, Minneapolis, MN 55114', and 'Type of Event:'.

Display Suite for the ~~front~~^{BACK} end...

+	Type of Event	Left	field_type_of_event	Term reference	Select list	edit	delete
+	Evangelist	Left	field_evangelist	Term reference	Select list	edit	delete
+	Topic	Left	field_topic	Term reference	Select list	edit	delete
Right							
+	Date	Right	field_date	Date	Pop-up calendar	edit	delete
Footer							
<i>No fields are displayed in this region</i>							
Hidden							
+	Add new field	Hidden		- Select a field type -	- Select a widget -		
	<input type="text"/>			Type of data to store.	Form element to edit the data.		
	Label						
+	Add existing field	Hidden		- Select an existing field -	- Select a widget -		
	<input type="text"/>			Field to share	Form element to edit the data.		
	Label						

Layout for events in form

Custom wrappers

Custom classes

Select a layout

- ✓ - None -
- One column
- Two column
- Fluid two column
- Two column stacked

Display Suite ^{SEARCH} for ~~the front end...~~

Content Dashboard Content Structure Appearance People Modules Configuration Reports Hello root

Calendar Add Event

Display Suite +

- Blocks
- Content types
- Display Suite
 - View modes
 - Fields
 - CSS classes
- Menus
- Taxonomy
- Views

Home » Administration » Structure » Display Suite

DISPLAYS VIEW MODES FIELDS CSS CLASSES

List Extras Search Emergency

Display Suite defines its own search type for search. You need to enable it at [search settings](#) when you are going to use Drupal core search. You do not have to enable and use it when using the Apachesolr module. Search results will be themed on the default Apachesolr pages.

GENERAL

Search engine

Node

Select the search engine as the query backend.

Search path *

search/ content

Make sure you don't override an existing search path.

View mode

Full content

Select another view mode in favor of the default search view mode.

Extra variables

None

What about Panels?

Summary

Variants # Sermon # Content

Variants

Variant operations Clone Export Delete Disable

- ▶ Sermon Series
- ▶ Connect
- ▼ Sermon
 - Summary
 - General
 - Selection rules
 - Contexts
 - Layout
 - Content** ▶
 - Preview

Add content items and change their location with a drag and drop interface.

▼ Display settings

Title type

Manually set

Title

The title of this panel. If left blank, a default title may be used. Set to No Title if you want the title to actually be blank. You may use substitutions in this title.

▶ SUBSTITUTIONS

Middle row 1

- Add content
- Style ⚙️
- Change

"Node being viewed" Audio file ⚙️

▶ No info

Middle left row 2

- "Node being viewed" Sub heading ⚙️
- ▶ No info
- "Node being viewed" Body ⚙️
- ▶ No info

Middle center row 2

Middle right row 2

- "Node being viewed" Date of this ⚙️
- ▶ No info
- "Node being viewed" Sermon Series ⚙️
- ▶ No info
- "Node being viewed" Tags ⚙️
- ▶ No info

Middle row 3

Middle left row 4 **Middle center row 4** **Middle right row 4**

Middle row 5

Update Update and save Update and preview

Right sidebar

SEO Checklist

https://drupal.org/project/seo_checklist

[Home](#) » [Administration](#) » [Configuration](#) » [Search and metadata](#)

SEO checklist

Check off each SEO-related task as you complete it. Don't forget to click the *Save* button!

[Hide descriptions](#)

Introduction

Tools

0 of 4 (0%) complete

Page titles

2 of 2 (100%) complete

URL paths

2 of 5 (40%) complete

Create search engine accounts

2 of 2 (100%) complete

Track your visitors

4 of 8 (50%) complete

Page content

0 of 9 (0%) complete

Clean code

0 of 2 (0%) complete

Submit your site to the search engines

0 of 9 (0%) complete

How to use the Drupal SEO Checklist

Please read these instructions to get the most out of your Drupal Search Engine Optimization efforts.

Important warning

This checklist will not search engine optimize your site. It was written as a guide for Drupal SEO experts. If you need help with Drupal SEO best practices, the search engines' latest changes, your brand's target audience, or strategic marketing objectives, consider using a Drupal-specific Internet Marketing consultant like [Volacci](#) or ask your Drupal developer for a recommendation.

Getting started

Each time you open the SEO Checklist, it will look to see if any tasks have already been completed. For example, if you've already turned on clean URLs then that item will be checked. You still need to click "Save" to time and date stamp the automatically-checked items.

The best way to proceed is to start at the top and work your way through each tab until you're done, clicking save after each completed item.

How it's organized

Menu Block

https://drupal.org/project/menu_block

Department of Urology

 Make An Appointment

 Refer A Patient

 Make A Gift

 Search

Patient Care

Research

Education

About

People

News

Locations

Internal Site

[Home](#) / [Patient Care](#) / [Cancer](#)


Cancer




Menu Block


https://drupal.org/project/menu_block

Department of Urology

 [Make An Appointment](#)

 [Refer A Patient](#)

 [Make A Gift](#)

 [Search](#)

[Patient Care](#)

[Research](#)

[Education](#)

[About](#)

[People](#)

[News](#)

[Locations](#)

[Internal Site](#)

[Home](#) / [Patient Care](#) / [Cancer](#)

Cancer

[Prostate Cancer](#)

[Kidney Cancer](#)

[Bladder Cancer](#)

[Testicular Cancer](#)

[Penile Cancer](#)

[Patient Advocates Page](#)

Adult (Non-Cancer)

Cancer



Menu Block


https://drupal.org/project/menu_block

Department of Urology

 Make An Appointment

 Refer A Patient

 Make A Gift

 Search

Patient Care

Research

Education

About

People

News

Locations

Internal Site

Home / Patient Care / Cancer

Menu block

Cancer

Prostate Cancer

Kidney Cancer

Bladder Cancer

Testicular Cancer

Penile Cancer

Patient Advocates Page

Adult (Non-Cancer)

Cancer



1st level navigation

2nd level navigation

3rd level navigation

Image Caption Filter

https://drupal.org/project/image_caption_formatter



Remember, "Multiple projects lead to multiple success..."

Chosen

<https://drupal.org/project/chosen>

Select Country
United States
United Kingdom
Afghanistan

BEFORE

Hold down the Ctrl (windows) / Command (Mac) button to select multiple options.

Chosen

<https://drupal.org/project/chosen>

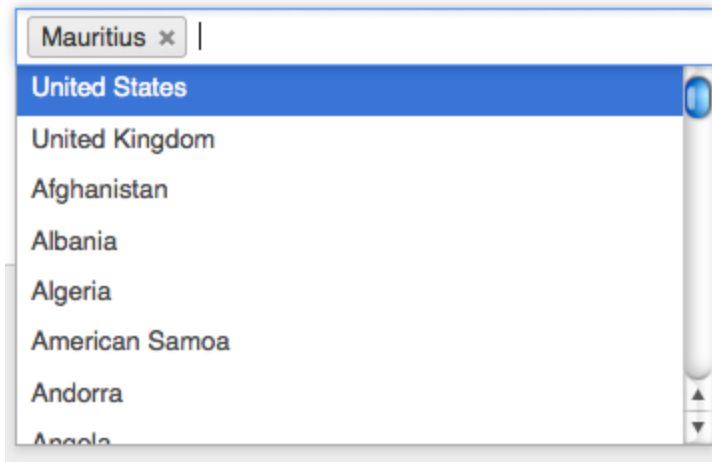


Select Country
United States
United Kingdom
Afghanistan

Submit

BEFORE

Hold down the Ctrl (windows) / Command (Mac) button to select multiple options.



Mauritius x |

United States
United Kingdom
Afghanistan
Albania
Algeria
American Samoa
Andorra
Angola

AFTER

Views slideshow

http://drupal.org/project/views_slideshow



Susie Relaxing

1

2



Bigger considerations

- Fusion or Omega starter themes
- Color module
- Panopoly distro


You are special!



"You don't know what you
don't know."

"You don't know what you
don't know."

"Once you know what you know, you can't
pretend not to not know what you know."



"You don't know what you
don't know."

"Once you know what you know, you can't
pretend not to not know what you know."



make drupal a better place
by creating issues in the
queue!

Be empowered the Drupal way!



We hope you've enjoyed

Theming for Sitebuilders

How did I do? Let us know

<http://is.gd/asapon> (click to rate)